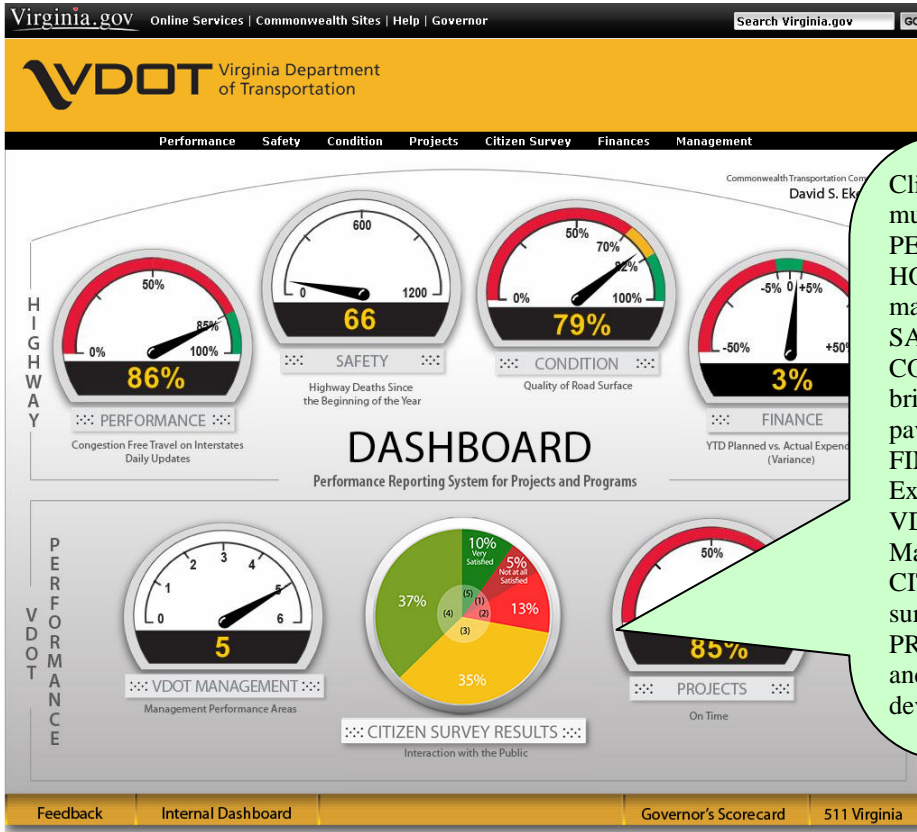


Quick Start – a short tutorial on VDOT’s Dashboard

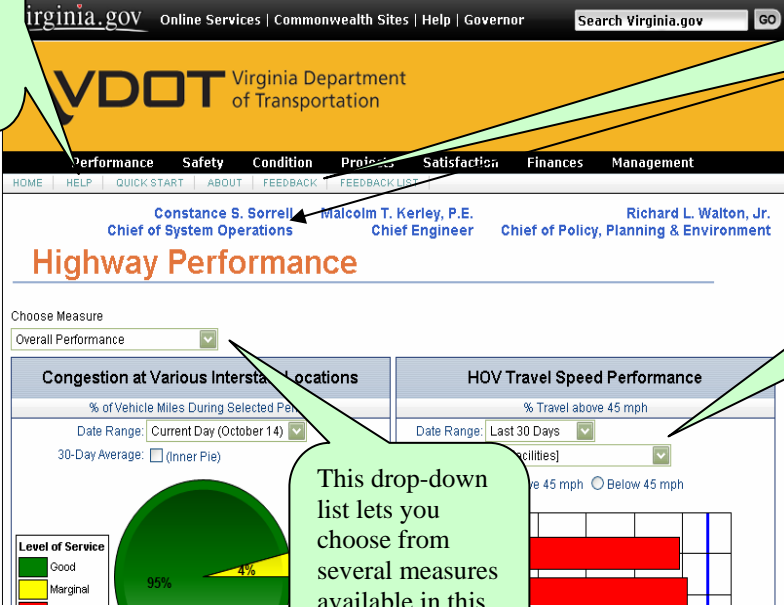
<http://dashboard.virginiadot.org> – here is where you start to look at the status of business at VDOT.



Click on any one of the “gauges” to learn much more about that area.
PERFORMANCE: Congestion on key routes, HOV lane performance, and incident management.
SAFETY: Some key traffic safety statistics.
CONDITION: Condition of pavements, bridges,, and ride quality. Status of this year’s paving contracts.
FINANCE: Results directly from the monthly Executive Financial Report.
VDOT MANAGEMENT: Internal VDOT Management Performance measures.
CITIZEN SURVEY RESULTS: Results of surveys – how the public views VDOT.
PROJECTS: Construction contracts – active and completed; projects in design and development; environmental compliance.

Select “Help” for a document with detailed information about the Dashboard

In this example, we clicked on the PERFORMANCE gauge:



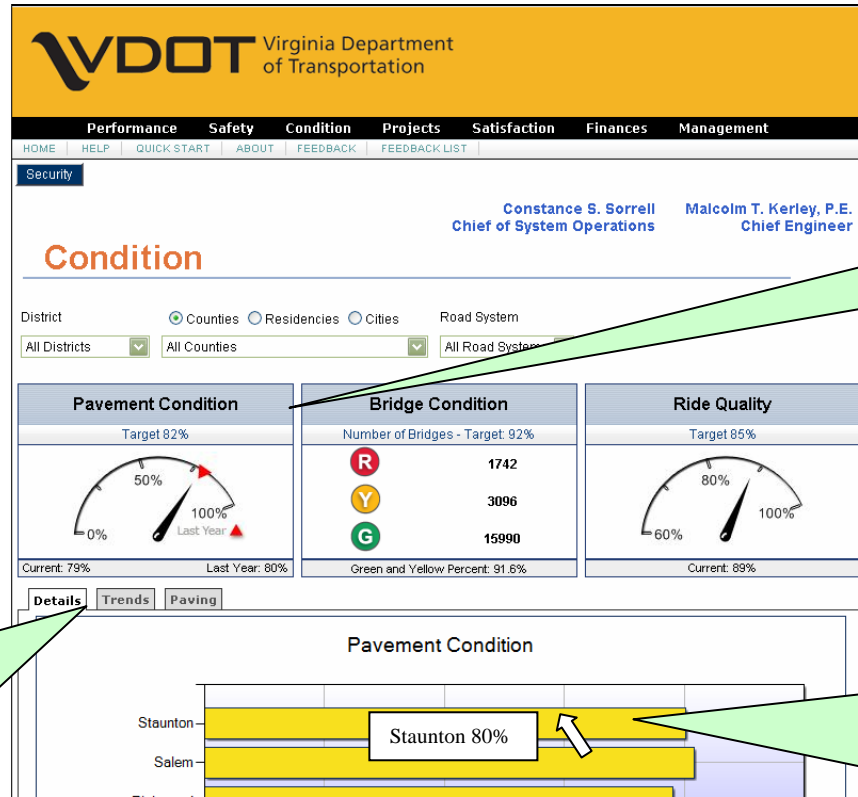
Click on “Feedback” to send a message to the person listed here – or to the project manager if you are on a details page

Look for buttons, check boxes, drop-down lists and so on, to get more specific information, and for alternate views. .

This drop-down list lets you choose from several measures available in this section.

Quick Start – a short tutorial on VDOT’s Dashboard

Here is a view of the **CONDITION** section:



Click in a title header to “open” a measure, and see more information displayed.

Some measures have ‘tabs’ or additional pages you can switch to. Just click on the tab you wish to view.

Many items on Dashboard will give a tip if you hold the mouse (cursor) over the item. Here we see the value for Staunton is 80%

In the screen above, we clicked on the ‘Paving’ tab and got this view:

The Paving section includes search filters for Route, Contract, and Keyword. The table below summarizes the paving data:

Planned Lane Miles	Actual Lane Miles	Completed Contracts	Total Contracts
6,899	4,174	35	113

District	Description	Contract	Planned Date	Date Accepted	Planned	Paved
Cupeper	CHARLOTTESVILLE LATEX SCHEDULE (Charlottesville, ***) (LM-7B-07)	4M707LMB39590	9/1/2007	9/1/2007	15.7	15.7
Cupeper	LOUISA RESIDENCY PLANT MIX (Louisa, ***) (PM-7A-07)	4M707PMA39746	12/1/2007			
Cupeper	CHARLOTTESVILLE RESIDENCY PLANT MIX (Charlottesville, ***) (PM-7B-07)	4M707PMB39590	12/1/2007		39.7	34.5
Cupeper	CHARLOTTESVILLE RESIDENCY SLURRY SEAL (Charlottesville, ***) (SS-7B-07)	4M707SSB39591	9/1/2007	4/4/2007	8.6	8.6
Cupeper	LOUISA RESIDENCY SURFACE TREATMENT (Louisa, ***) (ST-7A-07)	3M707STA39747	10/1/2007	8/18/2007	189.1	182.0
Cupeper	CHARLOTTESVILLE RESIDENCY SURFACE TREATMENT (Charlottesville, ***) (ST-7B-07)	4M707STR39591	10/1/2007	8/27/2007	151.2	146.4

Narrow your search by using the search (filter) boxes.

This page gives a summary of the current asphalt paving season. The list shows details for individual paving contracts.

Click on a project’s line to see project details in a new page.

We hope this brief introduction will help you as you navigate these and the other measures on the Dashboard.